

## NORDIC UPGRADE OPTIONS

### Windows and doors

We have a wide range of windows and doors for the cabins. The standard delivery of windows is specified under each cabin drawing. You can however change these windows and doors, and you find the alternatives in our price list which also gives you dimensions. see note\* 3 & 4

### Nordic insulated roof upgrade

Insulation of the roof is beneficial for both keeping the heat inside and to screen of heat from the sun. The insulated roof is normally built on top of the standard roof and will require following extra materials:

Damp-membrane, 98mm roof joists, 100mm insulation material, 19mm water resistant caber board.

For cabins under permitted rights and to a maximum of 2.5m height, it might be necessary to build the roof from below and between beams.

### Nordic insulated floor upgrade

Insulation in floor is for creating a comfortable floor and limit any draft or cold coming off ground. The insulated floor is built with a sub-floor between 122mm joists with 100mm insulation and damp-membrane under the pine floor. An insulated floor will require an extra wall log under the doors to fit the height of the joists.

\*3. Doors comes in a wide range of choice. For 45mm wall you can chose doors with single glass or 14mm double glazing. For 70mm the options are only in 24mm double glazing except the diamond shaped glass which is single. Both internal and external architraves are fitted to the door frames. Locks and handles are inclusive. See window and door specification for further information.

### Wall insulation upgrade

If you want to improve insulation for all year living we can offer a wall insulation pack which involves supply of wall studs, damp membrane, insulation material and a tongue & groove cladding or boards as internal wall. Contact us for more information and if this is required for your project.

### Roof cover upgrade

A variation of roofs can be supplied. The standard felt roof can be upgraded to ISOLA shingles, cedar shingles, vulcanised rubber roof for pent roofs and tiles, all subject to separate quote.

### Treatment alternatives

External Butinox 1 (translucent oil stain) is normally included for first coat. For floor we also include 2 coats of our elastic floor varnish.

You can order a range of other special treatments for log cabins. See price list and separate brochure.

### Heating of your cabin

Depending of the size of your cabin we can provide electric skirting heaters, reversible heat pumps and even log burners. Just contact us for information and various prices.

\*4. Windows comes in single glazed and 14mm double glazed for 45mm log walls and single glazed and 24mm double glazed for 70mm walls. Both side architraves are fitted to the window frames. Handles are inclusive. See window and door specification for further information.

## NORDIC WOOD SERVICE

### Foundations

Our garden range requires a simple foundation. We recommend one of the following:

Full concrete foundation - Slab foundation - Strip foundation.

Our building team can help you build these types of foundations. Please request a quote.

### Decking and terraces

We can add decking and terraces to your log cabin, just give us your measurements and we will add this materials to your purchase order.

### Electric & Plumbing

Our Nordic Wood trained building team will happily work together with electricians and plumbers and accommodate for their requirements. If you don't know a plumber or electrician then we have a list of suitable companies we can recommend.

### Site visits

Our free home site visit service is the first step in helping you achieve the perfect garden room for your needs. We discuss in detail the range of products available within your budget and need. We then work with you to establish the best layout and position in the garden. During our site visit we also take full measurements and work out site access etc to prepare for a smooth installation or delivery.

### Installation Service

Our Nordic Wood Building Team has been trained in Scandinavia to maintain the level of quality we stand for. We always quote separately for the installation and it is up to you if you want our help building your cabin.

### Designs & Technical Drawings

Once your order is confirmed and your deposit is received we will produce a floor plan as well as elevation drawings. This will outline all the details such as element chosen. Once you have given go ahead we start producing the cabin.

### Manufacture

All our garden cabins are produced combining the best of modern manufacturing methods with traditional craftsmanship. We source the raw material from the best producers that offer quality and expertise in handling wood. Quality checks are undertake at every step of the process from the assessment of the raw materials to despatch of the finished cabin.

### Warranty

The different elements of a Nordic Wood cabin have different levels of warranties. For example the vulcanized roof we use has a 15 year guarantee. You should get many years of use out of one of our log cabins, if treated as recommended by us. We have churches in Scandinavia built in logs that are over hundred years old - it's all down to the love and care you put in since wood is a live material.

### Customer Care

From the first moment you contact us, our goal is to deliver an efficient, friendly and professional service. We encourage all our customers to enjoy the experience.

“

*I am delighted with our new garden office, which was erected quickly and efficiently. Nordic Wood is a very pleasant firm to work with and the after service has been excellent.”*

*Mr White, Esher, Surrey*



Bespoke quality **garden rooms** to affordable prices

## TRADITIONAL LOG CABINS



for leisure | for business | for playing | for living



# TRADITIONAL LOG CABINS

Home office, music studio, gym, teenage-den, treatment/consultation room, home cinema, guest room, or an oasis of tranquillity in your garden -a log cabin can be configured to provide the high-quality extra space you have been looking for at a remarkably affordable price.

Our log cabins are built like a small wooden house for year-round use in pine logs. The walls are constructed from 45mm or 70mm tongue & groove pine logs in a flat profile.

## SCANDINAVIAN EXPERTISE

Nordic Wood is a family owned business specialising in made to measure log cabins. Within our group of companies we have been designing, building and constructing log buildings for more than 25 years. Nordic Wood strives to maintain the art of building log cabins set out in Scandinavia for generations, whilst utilising the latest materials and building techniques.

## QUALITY IS KEY

Our commitment to quality shows in tightly constructed and easily assembled cabins. Our materials are carefully sourced from renowned manufacturers and constantly quality checked by us. Upgrade features of Nordic insulation in the floor and ceiling, thermal glass windows and solid wood doors are available ensuring our cabins become energy efficient.

## OUR LOG CABIN KITS FEATURE THE FOLLOWING:

- Kiln dried timber, the best logs available in 45mm & 70mm pine
- Double tongues and double grooves for sturdy construction and energy efficiency.
- Precut and notched for added ease of installation
- Environmentally friendly from a fully sustainable material.

**No need for planning permission with a pent roof!**

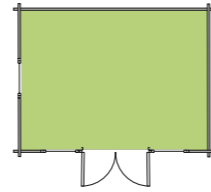
The general rule is that if a cabin is closer than 2 meters from any boundary it has to be kept under 2.5 meters in height. The rule also states that one can build up to 30sqm without having to comply with UK building regulations, if not intended for sleeping purposes.

See [www.planningportal.gov.uk](http://www.planningportal.gov.uk) for further information.

**Don't forget that we specialise in made to measure so you can design your own dream cabin!**

## STANDARD RANGE PENT ROOF

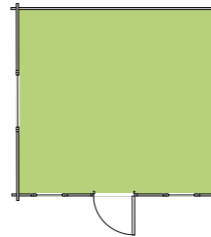
### NORDIC 4232F



### MODEL SPECIFICATIONS

External log size: 4.20 x 3.20 meters  
 Front Height: 2500mm  
 Back height: 2300mm  
 Wall log choices: 45mm & 70mm  
**Included:**  
 Double door with glass  
 2 glass side panels, all double glazed

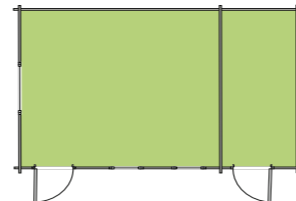
### NORDIC 4242F



### MODEL SPECIFICATIONS

External log size: 4.20 x 4.20 meters  
 Front Height: 2500mm  
 Back height: 2300mm  
 Wall log choices: 45mm & 70mm  
**Included:**  
 One single door with glass,  
 3 double glazed windows

### NORDIC 6242F

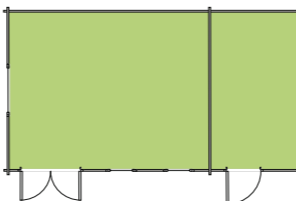


### MODEL SPECIFICATIONS

External log size: 6.20 x 4.20 meters  
 Front Height: 2500mm  
 Back height: 2300mm  
 Wall log choices: 45mm & 70mm  
**Included:**  
 One single door with glass, solid single door & 3 double glazed windows

This model has partition wall creating a storage room

### NORDIC 7542F



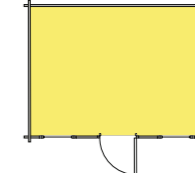
### MODEL SPECIFICATIONS

External log size: 7.50 x 4.20 meters  
 Front Height: 2500mm  
 Back height: 2300mm  
 Wall log choices: 45mm & 70mm  
**Included:**  
 Double door with glass, single solid door, & 3 double glazed windows

This model has partition wall creating a storage room

## STANDARD RANGE PITCHED ROOF

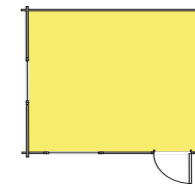
### NORDIC 4232



### MODEL SPECIFICATIONS

External log size: 4.20 x 3.20 meters  
 Height side wall: 2300mm  
 Ridge height: 2990mm  
 Wall log choices: 45mm & 70mm  
**Included:**  
 One single door with glass  
 2 double glazed windows

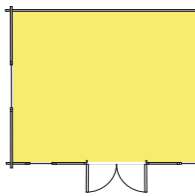
### NORDIC 4242



### MODEL SPECIFICATIONS

External log size: 4.20 x 4.20 meters  
 Height side wall: 2300mm  
 Ridge height: 2990mm  
 Wall log choices: 45mm & 70mm  
**Included:**  
 One single door with glass  
 2 double glazed windows

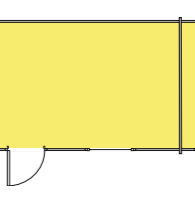
### NORDIC 5242



### MODEL SPECIFICATIONS

External log size: 5.20 x 4.20 meters  
 Height side wall: 2300mm  
 Ridge height: 2990mm  
 Wall log choices: 45mm & 70mm  
**Included:**  
 One double door with glass  
 3 double glazed windows

### NORDIC 6232S



### MODEL SPECIFICATIONS

External log size: 6.20 x 3.20 meters  
 Height side wall: 2300mm  
 Ridge height: 2990mm  
 Wall log choices: 45mm & 70mm  
**Included:**  
 One double door with glass, single solid door & 2 double glazed windows

This model has partition wall creating a storage room

See price list for full specifications and upgrades

Images are for viewing purposes only and might deviate from the floor plan which shows exact cabin layout

## KIT SPECIFICATIONS

All standard models: **45 & 70mm pine logs**

### Walls & Roof

45/70mm x 130mm solid pine wall logs  
 45/70mm single or double roof beams \*1  
 19mm x 125mm pine tongue & groove ceiling boards  
 16mm x 100mm fascias (gable and eaves)  
 16mm x 40mm inside ceiling coving  
 Felt roofing shingles - choice of black, red or green

### Floors

Treated timber foundation frame \*2  
 48mm x 48mm floor joists for concrete slab  
 27mm x 125mm pine floor boards with tongue & groove  
 16mm x 40mm skirting board

### Windows & Doors

All windows, window panels and glass doors are all double glazed unless requested otherwise.  
 Windows & doors with architraves as specified in drawing

All pine log cabins come without insulation as standard

\*1. Single beams are used where the roof span is less than 4 meter. Standard beams are based on same dimension as the wall logs. Directions of beams are from gable to gable on a pitched roof and the shortest distance on a pent roof or flat roof.  
 \*2. Foundation frame is supplied in pressure treated timber to create a water protected frame between wall logs and the ground/foundation.